




SANME



山美

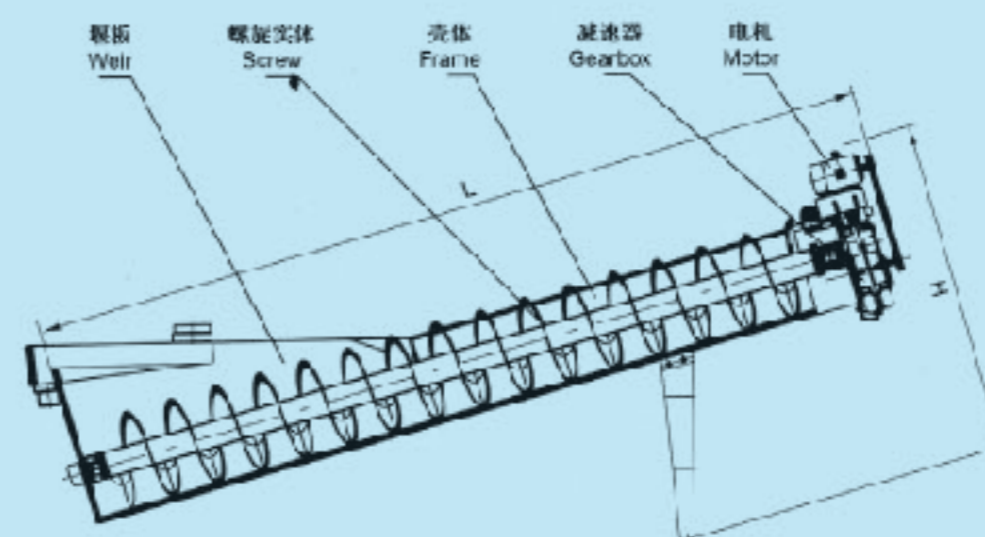
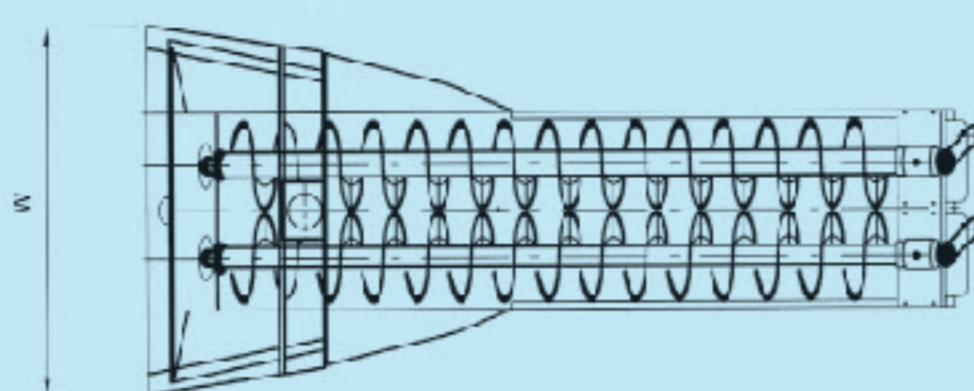
XL 系列 螺旋洗砂机

*XL Series
Spiral Sand Washers*



上海山美环保装备股份有限公司
SHANGHAI SANME MINING MACHINERY CO., LTD.
(中德合资控股)
(Sino-German JV Holding)

XL系列洗砂机 *XL Series Sand Washer*



XL洗砂机可清洗分离砂石中的泥土和杂物，其新颖的密封结构、可调溢流堰板、可靠的传动装置确保清洗脱水的效果，适用于公路、水电、建筑等行业。

XL Series Sand Washer can wash and separate the soil and foreign material in the sand. Its novel structure, adjustable overflow dam baffle and reliable arrangement can make sure the result of wash.

技术参数 *Technical Data*

型号 Model	XL508	XL610	XL762	XL915	2YXLC915	YXLC1115	2YXLC1115
螺旋直径 Screw Diameter(mm)	508	610	762	915	915	1115	1115
槽体长度 Length of Tub(mm)	6705	7225	7620	7585	7585	9782	9782
最大入料粒度 Max Feed Size(mm)	≤10	≤10	≤10	≤10	≤10	≤10	≤10
生产能力 Capacity(t/h)	20	40-50	50-75	100	200	175	350
螺旋转速 Speed of Screw(r/min)	38	32	26	21	21	17	17
电机功率 Motor Power(kw)	5.5	7.5	11	11	2×11	15	2×15
耗水量 Water Consumption(t/h)	6-60	6-63	9-63	10-80	20-160	20-150	40-300
外型尺寸 Overall Dimensions (L×W×H)(mm)	8000×2343×1430	8000×2050×1400	8545×2650×3862	8500×2810×3600	8420×3765×3960	10970×3945×4720	10970×5250×4720
重量 Weight(t)	3.20	3.80	5.23	6.27	11.11	10.18	17.94

